

HUKX

Sensor
Technology

Instruction sheet
Black and gold stickers

BLK – GLK
sticker series

Instruction for BLK – GLD sticker series

BLK - GLD stickers may be added to Hukseflux heat flux sensors to measure radiative and convective heat flux separately. Please use the instructions below as a guide to apply the sticker correctly. More information about sensor installation can be found in our user manual.


- 1 Place the sensor on a stable surface as shown on the right. Make sure the correct side is facing upward. Before applying the sticker, clean the sensor surface using an alcohol (IPA) wipe provided with the sticker.




- 2 Partially peel and cut away the release liner (approximately 1 cm) so that the sticker material (glue layer) is exposed. Do not remove the release liner completely.




- 3 Position the sticker onto the sensor surface without applying force to the top part of the sticker (now covered by a protective foil) of which the release liner has been removed. If you apply pressure, it will be permanently mounted. If the sticker is not aligned properly with the sensor, carefully move it around until it aligns.



- 4 Once the sensor and sticker are well aligned, mount the top part of the sticker of which the sticker material has been removed by applying pressure. Make sure no air bubbles are enclosed. Do not remove the sticker after mounting it, as it might damage the coating of the sticker.



- 5 Slowly peel off the remaining release liner while simultaneously applying the rest of the sticker on the sensor. Again, avoid including air pockets.



- 6 Remove the protective foil from the top of the black absorber or gold reflector before measuring. Handle with care once the protective foil is removed.



About Hukx

Hukx is the leading innovator in solar radiation and heat flux sensor technology. We are proud to set the standard in high-accuracy measurement, and to be working at the heart of the energy transition.

Customers worldwide rely on our bestselling pyranometers and heat flux sensors. From sensor design and selection to supply and recalibration, we support you across the entire lifecycle.

Hukx is headquartered in the Netherlands, with locally owned representative sales offices in the USA, Brazil, India, China, Southeast Asia, and Japan.

Let us help you select the best sensor for your application. Get in touch with our experts today via: info@hukx.com

© Hukx

Version 2504

We reserve the right to change specifications without prior notice.

www.hukx.com

HUKX